

# 2023 – 2024 Hunting Season Summary



Fort Campbell Army Installation

# Table of Contents

List of Tables .....	iii
List of Figures .....	iii
White-tailed Deer.....	1
Eastern Wild Turkey .....	8
Northern Bobwhite Quail.....	9
Small Game.....	10
Waterfowl.....	10



## List of Tables

Table 1. White-tailed deer harvest, 2023 – 2024.....	1
Table 2. White-tailed deer harvest by season: Archery Only (23 September 2023– 3 November 2023) and Archery/Shotgun/Muzzleloader (A, SG, ML; 4 November 2023 – 7 January 2024). .....	1
Table 3. White-tailed deer hunter success rate (excludes youth) in the rear area, 2023 – 2024.....	1
Table 4. Coveys observed per hunting trip, coveys observed per hour hunted, quail harvested per hunting trip, quail harvested per hour hunted, average covey size, and total harvest during the 2023-2024 season.....	9
Table 5. Small game harvest, 2021 – 2023.....	10
Table 6. Waterfowl harvest, 2023 – 2024 .....	10

## List of Figures

Figure 1. White-tailed deer harvest percentages broken down by buck, doe, and fawn, 2023 – 2024.....	2
Figure 2. Comparison of available and utilized slots during the white-tailed deer hunting season, 2023 – 2024.....	3
Figure 3. Weekly percentage of white-tailed deer hunter participation by customer type, 2023-2024.....	3
Figure 4. White-tailed deer harvest by training area, 2023-2024. Harvest is displayed as the number of antlered deer/number of antlerless deer. ....	4
Figure 5. White-tailed deer harvest in the cantonment area, 2023-2024. Harvest is displayed as the number of antlered deer/number of antlerless deer. ....	5
Figure 6. Antlered and antlerless white-tailed deer harvest in the rear area, 2019 – 2023 (Operation Lethal Eagle during November 2021). ....	6
Figure 7. Antlered and antlerless white-tailed deer harvest in the cantonment area, 2019 – 2023 .....	6
Figure 8. Weekly total of antlered white-tailed deer harvested from 2019 – 2024.....	7
Figure 9. Fall turkey harvest, 2019 – 2023 .....	8
Figure 10. Northern bobwhite quail harvest, 2019 – 2024.....	9
Figure 11. Percent waterfowl harvest by training area, 2023 – 2024. Data is displayed as the number of waterfowl harvested, and the percent of harvest.....	11

# White-tailed Deer

Table 1. White-tailed deer harvest, 2023 – 2024.

Area/Hunt	Buck	Doe	Fawn	Total
Rear Area	350	364	84	798
Cantonment Area	14	57	4	75
Youth Hunt	53	1	0	54
<b>Total</b>	<b>417</b>	<b>422</b>	<b>88</b>	<b>927</b>

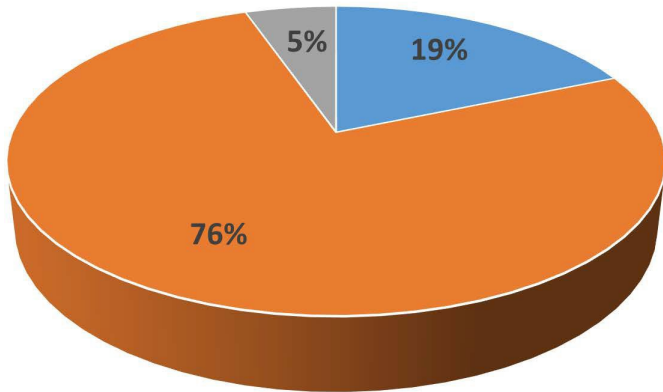
Table 2. White-tailed deer harvest by season: Archery Only (23 September 2023 – 3 November 2023) and Archery/Shotgun/Muzzleloader (A, SG, ML; 4 November 2023 – 7 January 2024).

Season	Buck	Doe	Fawn	Total
Archery Only	60	177	22	259
A, SG, ML	357	245	66	668

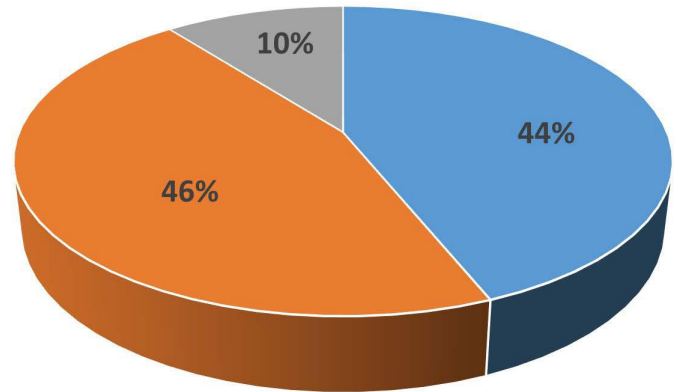
Table 3. White-tailed deer hunter success rate (excludes youth) in the rear area, 2023–2024.

Antlered	Antlerless	Overall
20.0%	28.3%	51.3%

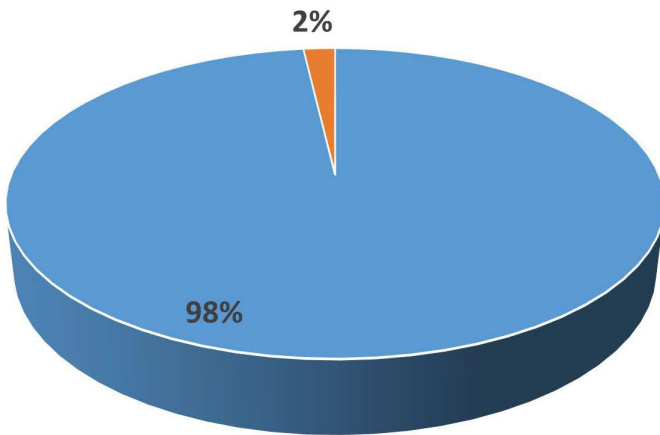
**Cantonment Area Harvest**



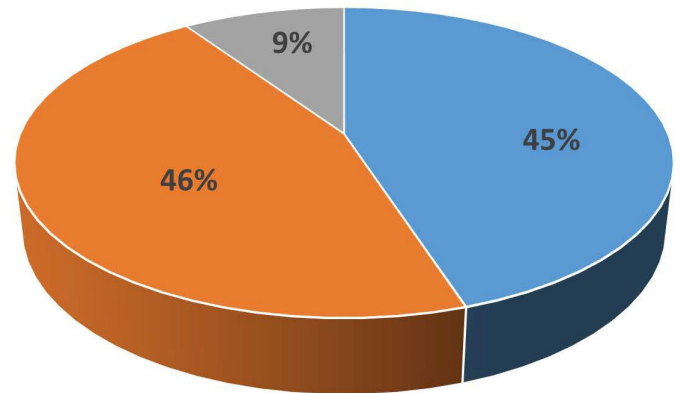
**Rear Area Harvest**



**Youth Hunt Harvest**



**Overall Harvest**



 Buck     Doe     Fawn

Figure 1. White-tailed deer harvest percentages broken down by buck, doe, and fawn, 2023–2024.

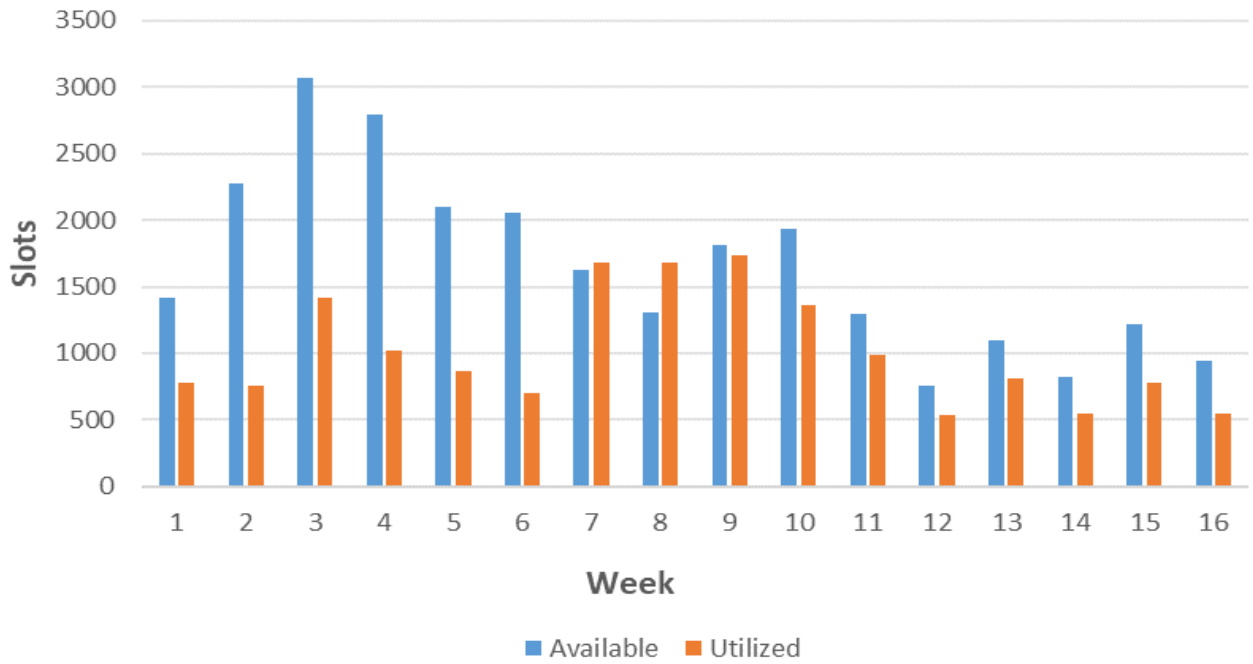


Figure 2. Comparison of available and utilized slots during the white-tailed deer hunting season, 2023–2024.

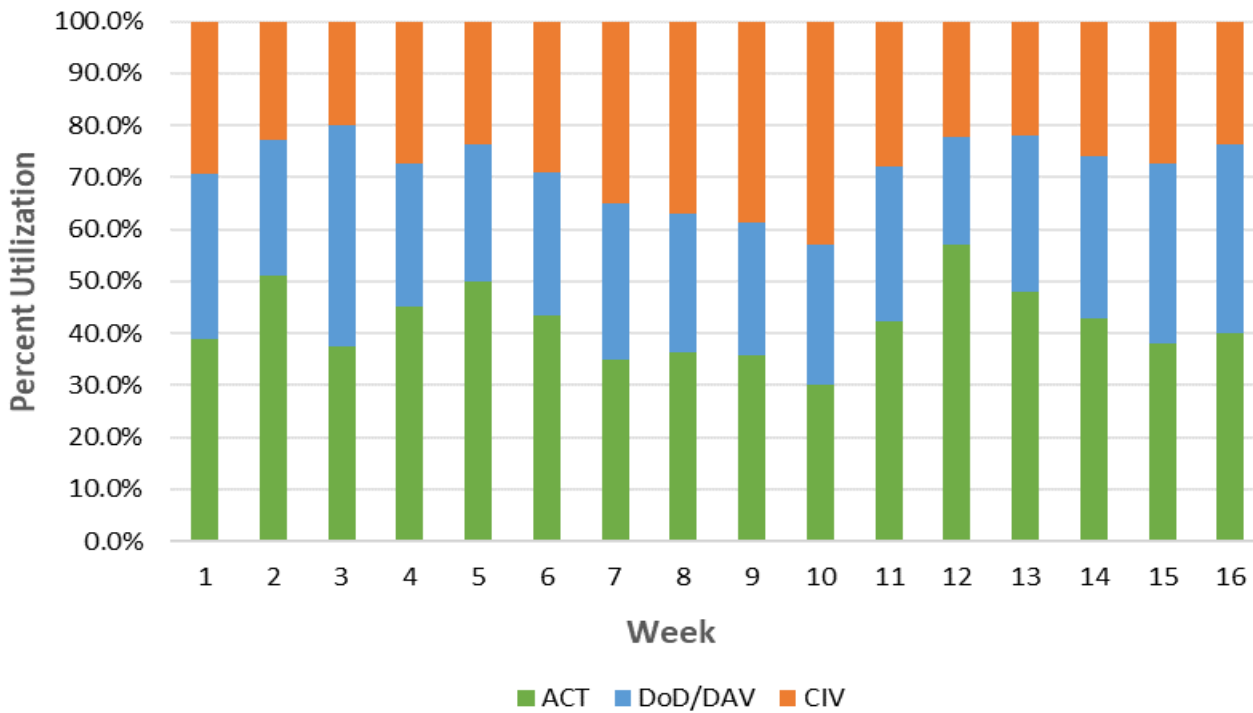


Figure 3. Weekly percentage of white-tailed deer hunter participation by customer type, 2023–2024.

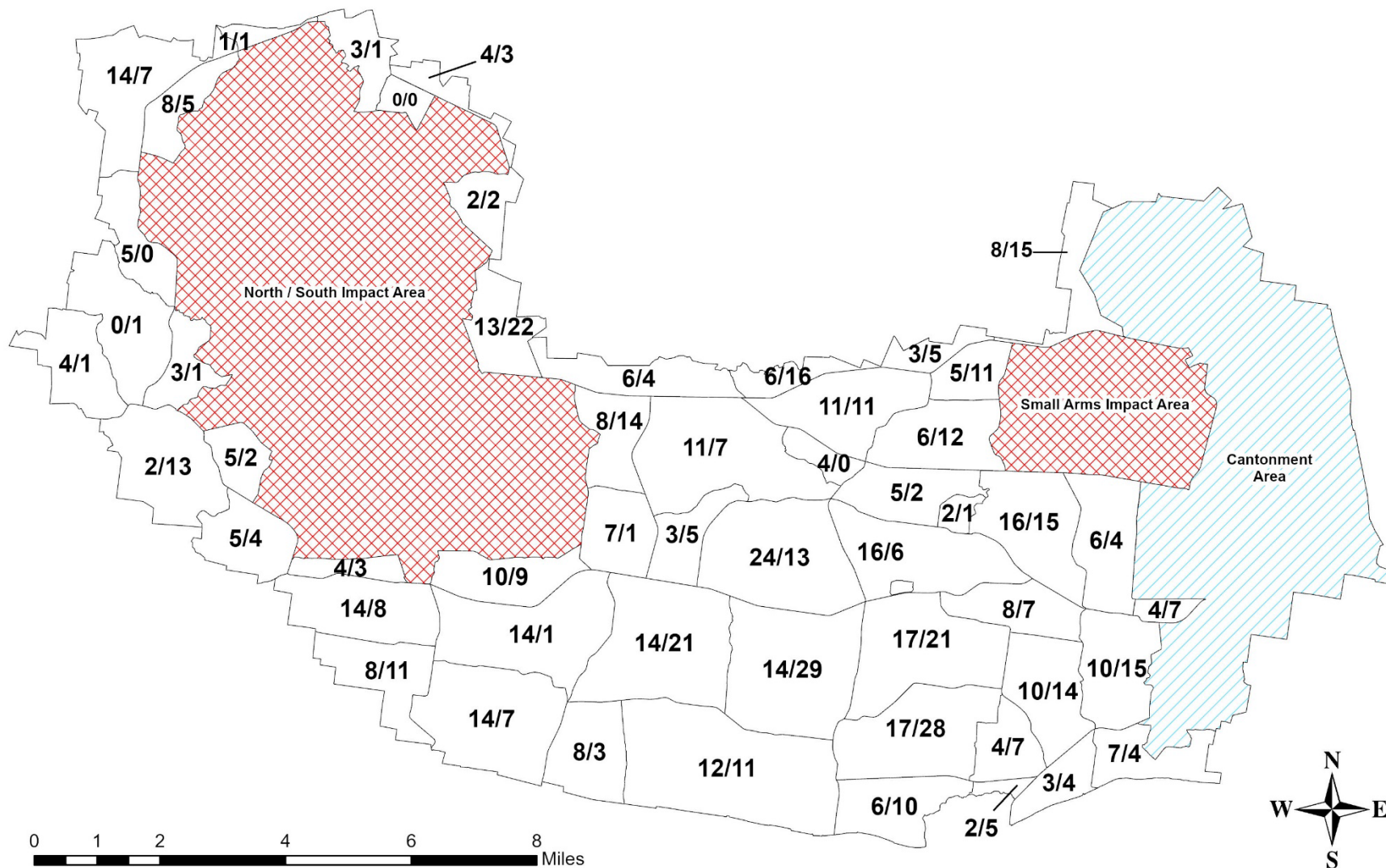


Figure 4. White-tailed deer harvest by training area, 2023-2024. Harvest is displayed as the number of antlered deer/number of antlerless deer.

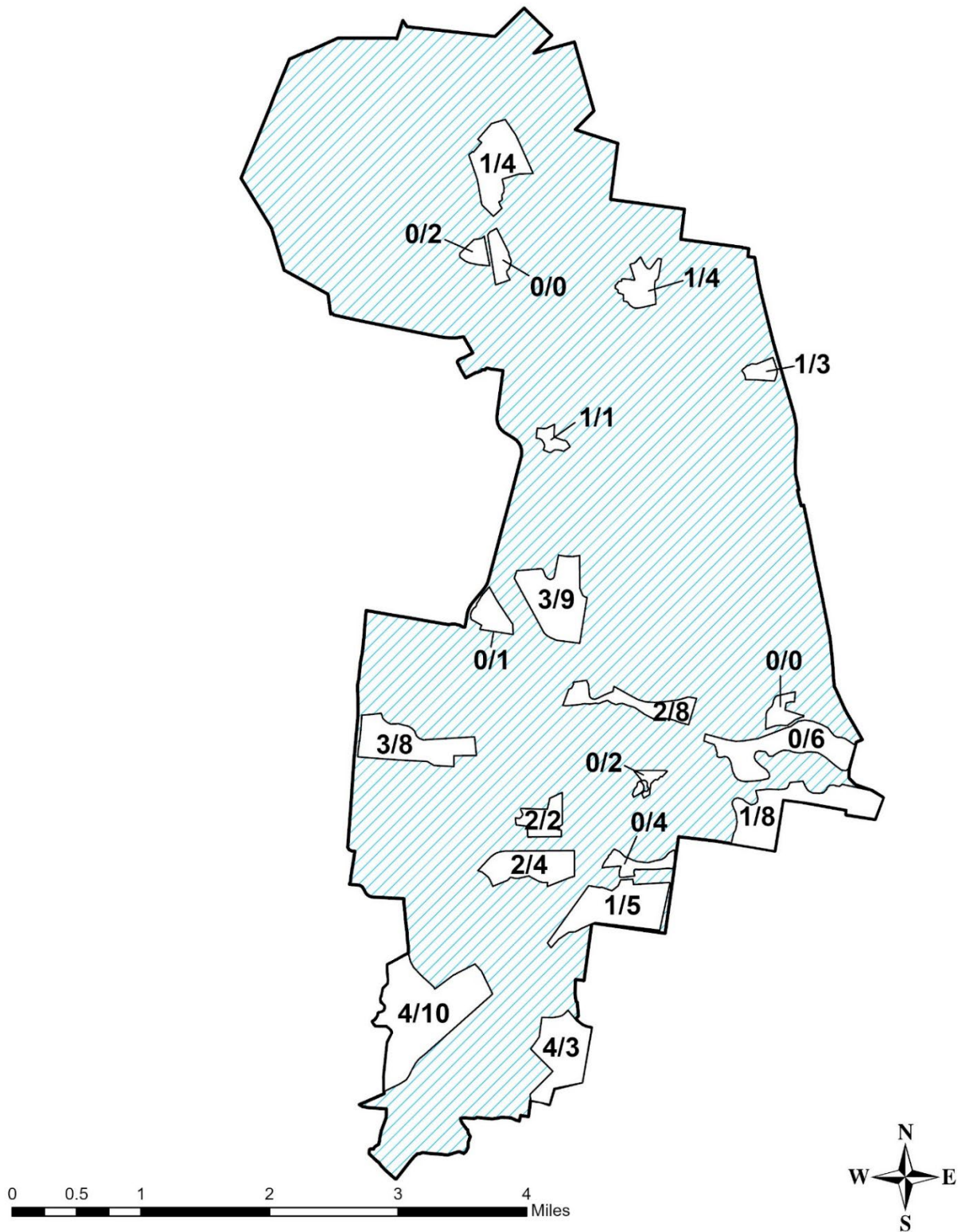


Figure 5. White-tailed deer harvest in the cantonment area, 2023-2024. Harvest is displayed as the number of antlered deer/number of antlerless deer.



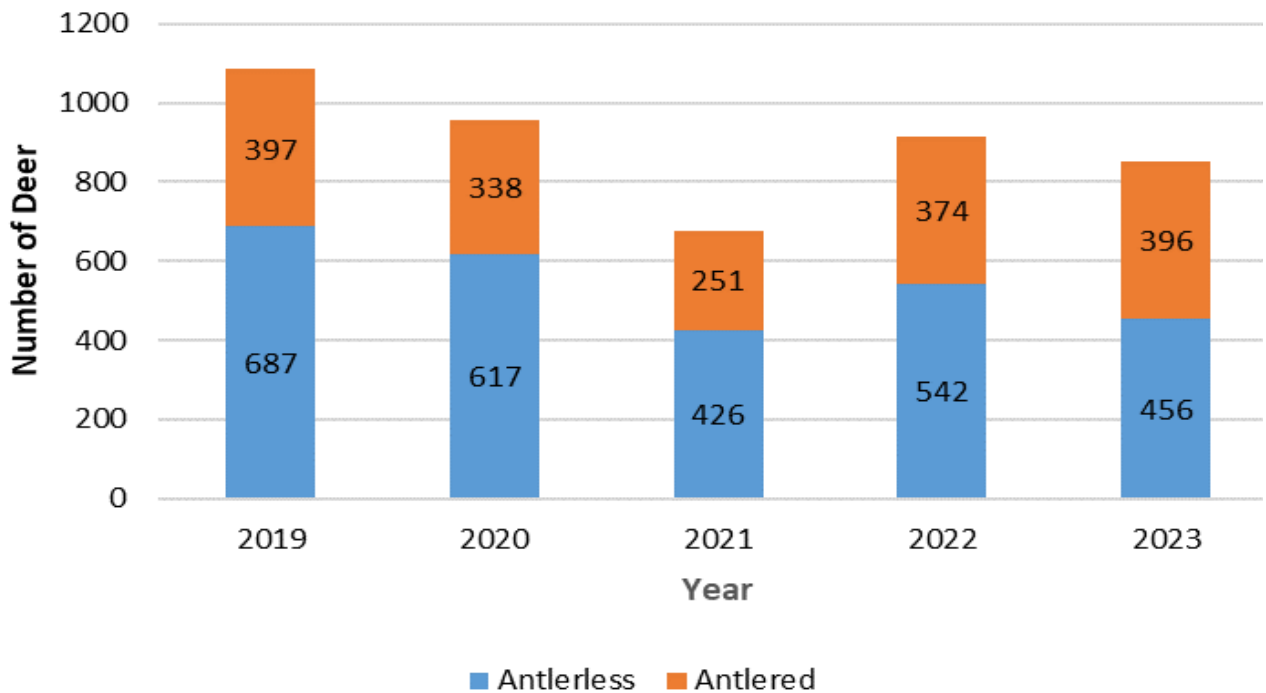


Figure 6. Antlered and antlerless white-tailed deer harvest in the rear area, 2019–2023 (Operation Lethal Eagle during November 2021).

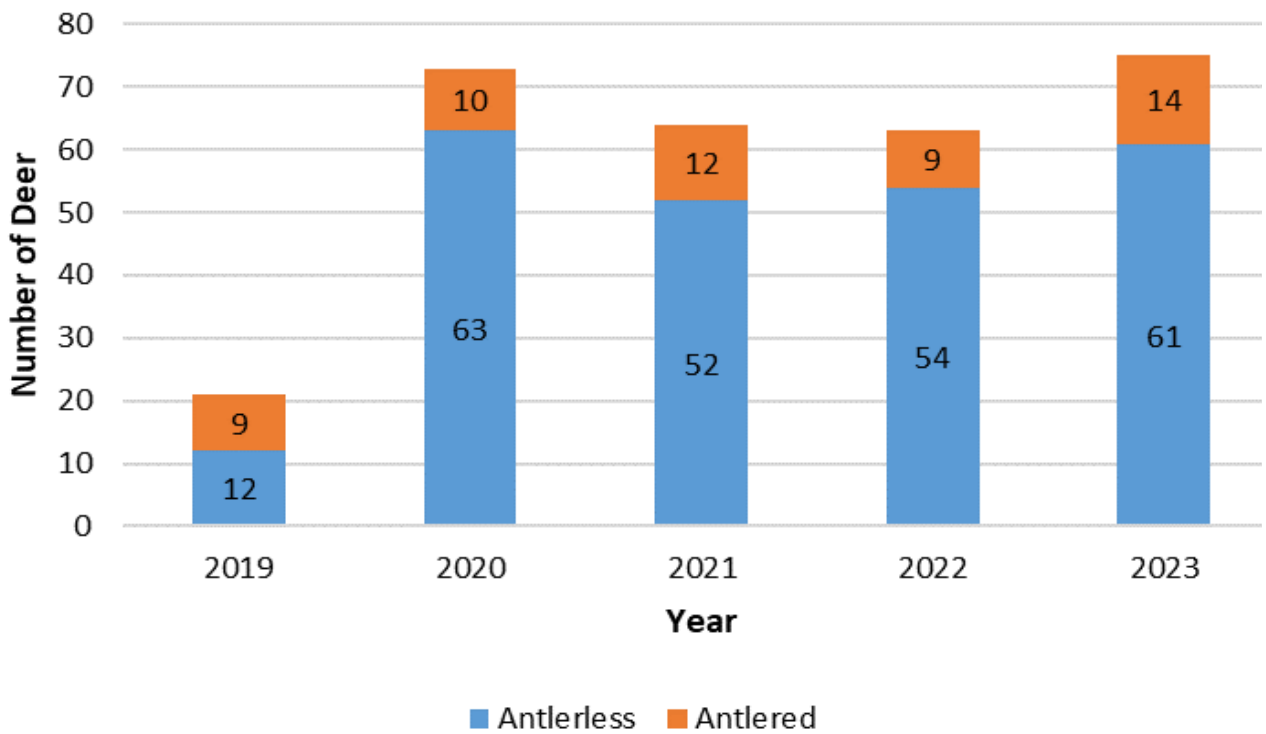


Figure 7. Antlered and antlerless white-tailed deer harvest in the cantonment area, 2019–2023.

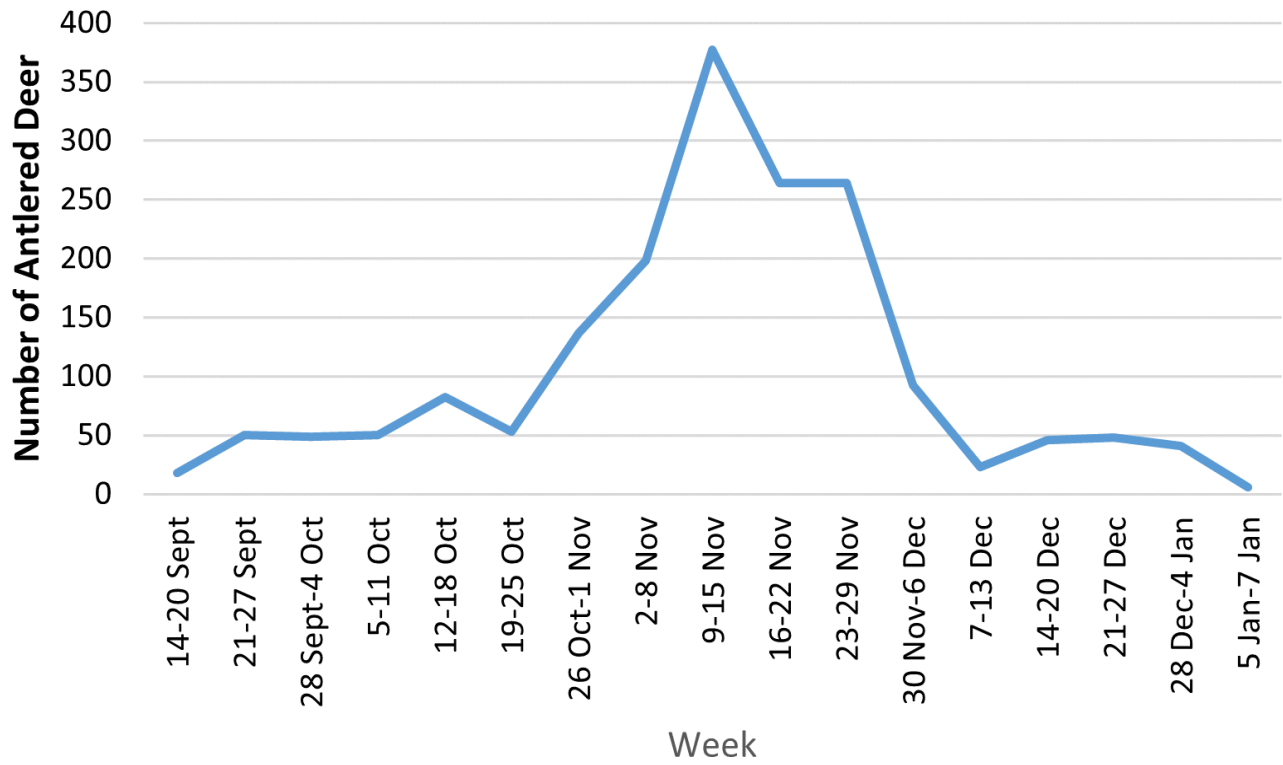


Figure 8. Weekly total of antlered white-tailed deer harvested from 2019 – 2024.

# Eastern Wild Turkey

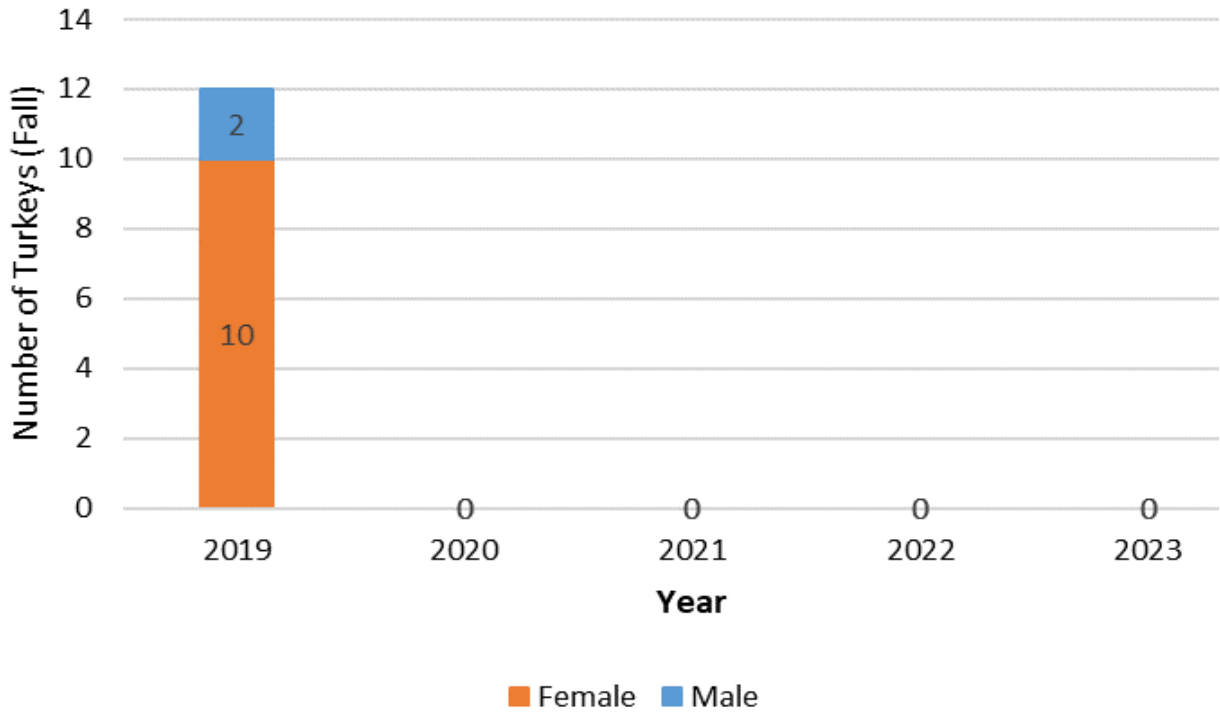


Figure 9. Fall turkey harvest, 2019 – 2023.

# Northern Bobwhite Quail

Table 4. Coveys observed per hunting trip, coveys observed per hour hunted, quail harvested per hunting trip, quail harvested per hour hunted, average covey size, and total harvest during the 2023 – 2024 season.

Coveys/Trip	Coveys/Hour	Birds/Trip	Birds/Hour	Avg. Covey Size	Total Harvest
0.72	0.27	0.87	0.32	8.1	220

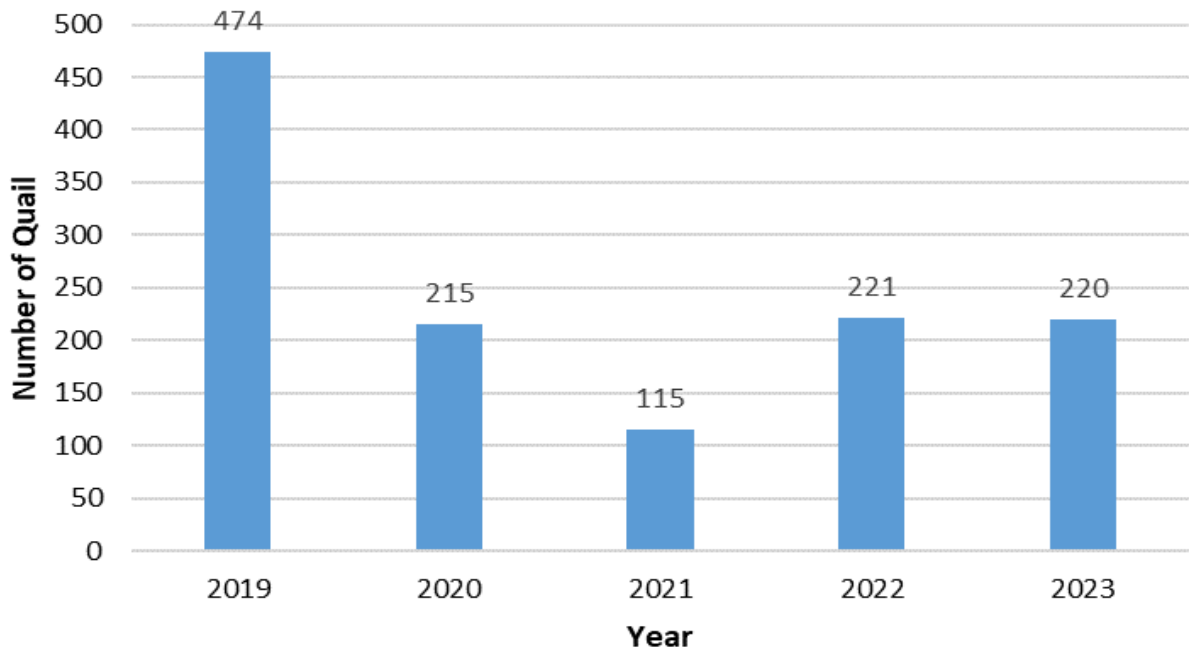


Figure 10. Northern bobwhite quail harvest, 2019 – 2023.

# Small Game

Table 5. Small game harvest, 2021 – 2023.

Year	Bobcat	Bullfrog	Coyote	Dove	Rabbit	Raccoon	Snipe	Squirrel	Woodcock
2021	2	0	20	36	38	219	4	98	0
2022	2	4	15	2	63	261	5	101	1
2023	3	0	42	6	87	248	10	294	11

# Waterfowl

Table 6. Waterfowl harvest, 2023 – 2024.

Species	Number Harvested
Blue-winged Teal	6
Green-winged Teal	2
Wood Duck	28
Mallard	7
Canada Goose	12
Hooded Merganser	6
<b>Total</b>	<b>61</b>

### Harvest by TA

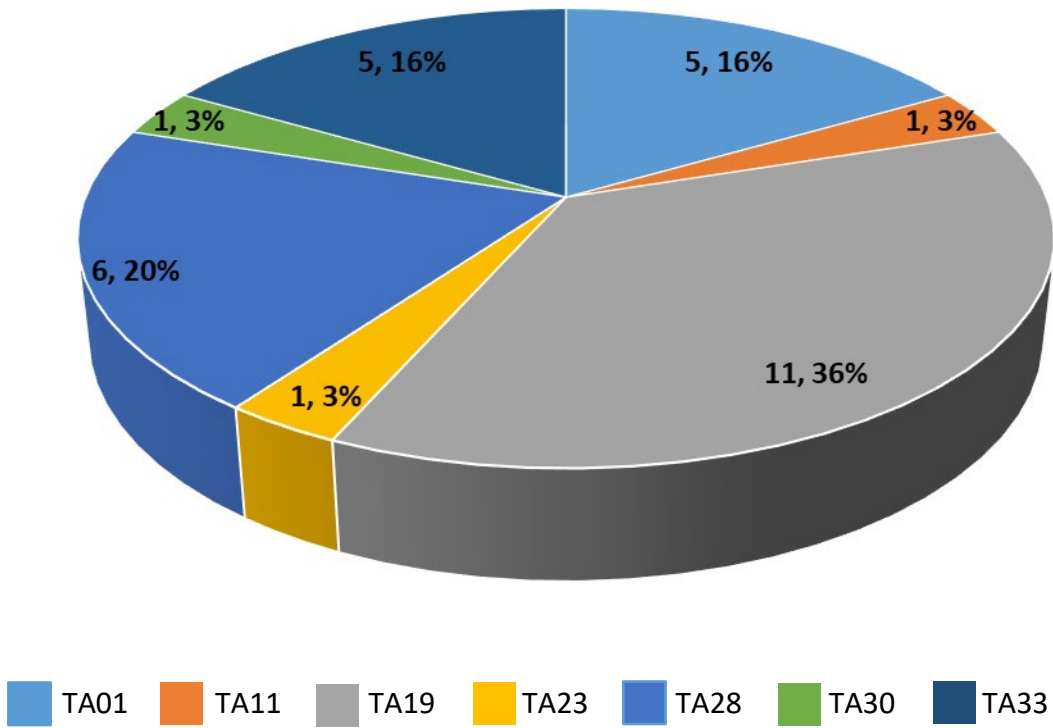


Figure 11. Percent waterfowl harvest by training area, 2023 – 2024. Data is displayed as the number of waterfowl harvested, and the percent of harvest.